

All Rights Reserved

Materials and specifications are subject to change without notice. Featured machines in photos may include additional equipment. See your XCMG dealer for available options.



XCMG European Sales & Services GmbH

Add: Europark Fichtenhain B 4, 47807 Krefeld, Deutschland

Tel: +49 (0) 21 51-82 09-0

Fax: +49 (0) 21 51-82 09-499

E-mail: Europe@xcmg.com

www.xcmg.com

XUZHOU CONSTRUCTION MACHINERY GROUP IMP. & EXP. CO., LTD

Add: NO.1, Tuolanshan Road, Xuzhou Economic Developing Zone, Jiangsu, China 221004

Tel: +86 (0) 516 8773 8228

Fax: +86 (0) 516 8773 9230

E-mail: Europe@xcmg.com



Hydraulic Excavator
XE220EN



Rated Power: 129 kW

Operating Weight: 21000-23500 kg

Standard Bucket Capacity: 1.05 m³



XCMG XE220EN builds on its reputation from the previous series based on the quality, reliability and durability. The enhancements deliver the best in class fuel efficiency while not compromising on power – reducing emissions and consumption, while increasing productivity.

If you are looking to get your work done with a durable brand you can trust – and be backed by unmatched support – look no further than our XE220EN. It simply makes business sense – as well as an efficient & comfortable work environment.



► **RELIABILITY:**

Large, robust boom and arm cylinders for smooth, powerful operation. Reinforced Pin & Bushing & Polymer Shim fit in with severe work condition. Major components for engine (Cummins), hydraulic main pump & main valve (Kawasaki), swing device (Kawasaki), travel device (KYB) are all top brand which means high reliability in this industry.

► **PRODUCTIVITY AND EFFICIENCY:**

Strong and unmatched bucket and arm digging forces give XE220EN powerful forces to fulfill various work, and improve productivity and efficiency.

► **SAFETY SOLUTIONS:**

Rear camera and large side mirrors, powerful LED lighting, & anti-slip steps and platforms. Guard rails on upper structure. ROPS (Roll Over Protective Structure) & FOGS (Falling Object Guard) cab with top and front cab guards (ISO 10262).

► **VERSATILITY:**

Different types of booms, arm sizes, super long reach configurations are available to efficiently carry out any task your business requires.

► **EASY-TO-USE ATTACHMENTS:**

As standard, 1- & 2-way auxiliary hydraulic lines for opening & closing tools (with pedal & joystick control), along with flow control direct from the control panel.

► **COMFORTABILITY:**

One of the most spacious cabs in the market, with low noise & vibration levels and excellent all-round visibility. Fully adjustable heated air suspension seat, air conditioning with climate control as standard.

► **CONTROLLABILITY:**

7 work & 3 power modes, proportional control, user-friendly 8" TFT LCD colour monitor.

► **STRONG POWER:**

Exceptionally powerful - with high torque at low revs - the Stage V compliant Cummins QSB6.7 engine is free from Diesel Particulate Filter (DPF) and associated regeneration system for more fuel efficiency.

► **ADVANCED FILTRATION:**

Highest efficiency filters & cleaners remove water, dust & particles to protect your investment optimally.

► **SIMPLE AND EASY MAINTENANCE:**

Easy access to all compartments. Maintenance data directly available from control panel.

► **UNDERCARRIAGE DURABILITY:**

The intelligently designed X-shape undercarriage enables even weight distribution increasing stability and durability - preventing damage from rock and debris.




Excellent performance and fuel economy

► The power – do not compromise

The XE220EN takes even the heaviest tasks with efficient, dependable performance that saves you time and money:

- Optimized hydraulic system uses the engine power more effectively, maximizing pump output and offering more comfort, smoothness and accuracy.
- Increased digging power, lifting capacities and traction force combine for excellent performance you can rely on, day after day.
- Greater fuel efficiency means you can keep costs down and reduce environmental impact.



POWER MATCH TECHNOLOGY

The XE220EN is equipped with a Cummins QSB6.7 engine. Famous for excellent fuel efficiency, reliability and long service life, it combines exceptional power output and high torque at low revs.

The engine is fitted with high-pressure common-rail fuel system, combined with cooled exhaust gas recirculation (EGR) and Cummins VGT™ turbocharger, which increases the density of the air, enabling the engine to produce more power.

Selective Catalytic Reduction (SCR) technology - combined with a Diesel Oxidation Catalyst (DOC) - ensures compliance with Stage V regulations. As there is no need for a particulate filter, there is no need for regeneration.

If the engine is the heart of the excavator, the XICS (XCMG Intelligent Control System) is its brain – providing a perfectly synchronized communication link between the engine's ECU (Electronic Control Unit) and the hydraulic system. A CAN (Controller Area Network) system enables a constant flow of information between engine and hydraulic system, so that power is delivered exactly as needed.

FUEL ECONOMY TECHNOLOGY


- Choice between 3 power modes and 7 working modes guarantees optimum performance in all conditions.
- Electronic control of fuel consumption optimizes efficiency.
- Auto-idle function can easily be ongoing after the machine has been idling for a specified time, to reduce unnecessary fuel consumption and exhaust emissions, and to lower operating costs.
- For optimum cooling, fan speed is controlled by a viscous clutch, resulting in lower fan noise & better fuel efficiency

Easier hydraulic maintenance:

- 2000/4000 hours of hydraulic oil replacement (according to hydraulic oil model)
- Replace hydraulic oil return filter after 500 hours
- Replacement of hydraulic oil suction filter element in 2000 hours

Less engine service:

- 500 hours engine diesel filter replacement
- 500 hours engine oil and filter replacement
- Maintenance-free shaft sleeve of working device for 500 hours





First Choice for Comfort

The XE220EN is designed to provide you with the best possible working conditions. The spacious cab allows the operator to move comfortably, to create a working environment that naturally promotes increased productivity. The pressurized cab is ISO-certified for your safety. Its spacious interior offers a fully adjustable, heated air suspension seat. Comfortably seated, you have easy access to several storage compartments and a clear all-round view of the worksite. Noise and vibration levels have been reduced, while air conditioning and automatic climate control allow you to keep working for hours on end without feeling tired.



Ergonomic operator environment

XCMG XE220EN is powered by industry-leading engine that save on fuel and meet the latest Stage V European regulations. The low levels of cab vibration and noise provide exceptional operator comfort - and the cab air is filtered to ensure a healthy work environment.

Advanced Joystick technology

Ergonomic, advanced & simple-to-operate - Kawasaki's proportional joystick delivers ultra-precise & smooth control over all movements. The orientation of the roller and buttons is adjustable. Heated air suspension seat (standard)
Adjustable and provides lumbar support. The air suspension system reduces vibrations. And the seat heating system is activated at the touch of a button.

Air conditioning with climate control

Choose from 5 different modes to regulate airflow as the system adjusts air temperature & fan speed to maintain the selected temperature. Recirculated air function is also available.

Auxiliary input as standard

For connecting external devices and playing music through the cab speakers.

MP3/USB radio as standard and Bluetooth radio as option

Standard MP3/USB radio. We also provide optional Bluetooth radio to aid operator convenience and support better productivity, you can now connect a Bluetooth device to the machine enabling the handsfree function.


Storage space

The new cab has 7 storage compartments - including hot/cold box, storage box for magazine/papers, and a cup holder.

Cab suspension system

The cab's new suspension system dampens vibrations and provides outstanding protection against impact (better than conventional viscous suspension system).

- 1 Ample operator's space
- 2 Foldable walking pedal
- 3 Adjustable [suspension] seat
- 4 Emergency power
- 5 Throttle knob
- 6 All around AC
- 7 Multifunctional radio
- 8 Hydraulic joystick
- 9 High quality loudspeaker
- 10 Hammer pedal
- 11 Emergency switch
- 12 Colorful monitor
- 13 Isolated storage
- 14 Safety lever
- 15 Cup case



Optimized machine interfaces

All machine interfaces – including joysticks, keypad, panel and larger LCD monitor – are ergonomically designed for optimum control and efficiency, resulting in increased productivity and workplace wellbeing. The number of switches have been simplified and climate control integrated into the keypad for easy adjustments.

- The new multi-function 8" TFT LCD monitor displays a comprehensive range of useful technical information, allowing you to check the machine's status and settings at a glance.
- Highly sensitive & low-effort joysticks and clear convenient controls enable you to work safely, smoothly & confidently with minimum effort for increased comfort, efficiency and production.
- Proportional auxiliary flow means precision control, smoothness & efficiency when using attachments.

Intelligent Monitor

The upgraded 8" Thin-Film-Transistor (TFT is a technology that improves image quality) LCD panel features a day and night display. The user friendly monitor gives full access to machine settings and maintenance data. Any abnormality is clearly displayed on the screen, allowing you to work safely and confidently with an accurate overview of all conditions. All functions are totally controllable, directly via the screen.

- | | |
|------------------------|------------------------------------|
| 1. Work mode | 2. Auto idle |
| 3. Travel speed (H/L) | 4. Power boost |
| 5. Pre-heat indication | 6. Quick coupler operation warning |
| 7. Coolant temperature | 8. ADblue level |
| 9. Hour meter | 10. Time and date |
| 11. Menu button | 12. Mute button |
| 13. Engine fault | 14. Fault information query |
| 15. Fault code | 16. Fuel level |

Dynamic power management

- Activating the power boost control system increases digging force by 8.8%
- Auto-idling starts 4 seconds after all controls are returned to neutral, decreasing fuel consumption and reducing noise levels in the cab.

7 Work modes & 3 Power modes

Deliver the needed power according to your specific application while minimizing fuel consumption:

- N: Normal excavation mode, T: Tableland mode, ATT1: Breaker mode, ATT2: Thumb plier mode, ATT3: Shear mode, ATT4/5: Auxiliary modes.
- H: Heavy-duty mode, S: Standard mode, Eco: Economy mode




Air cleaner

Pre-cleaner: air filter life & engine efficiency are directly related to the amount of debris ingested through the engine's air intake. Therefore, pre-cleaner (as standard) is the first stage of an air intake system that prevents the majority of heavier-than-air particles from entering.

► Designed for long-term robustness and safety

The true value of E-series lies in its durability. The robust upper frame and undercarriage structure that can endure external shock and high-load work and the front attachments whose performance was proven by rigorous tests further show the real value in tough working environments and promise higher productivity. We continually manufacture the most durable machines to ensure lower cost of ownership.



Reinforced durability of X-chassis

The X-shaped undercarriage has higher durability than demanded on the site, as proven through numerous tests including road tests and virtual simulation.

Undercarriage durability

- The chain is composed of sealed, self-lubricating links for long-term dependability
- The track spring and idler are joined for long-lasting performance and easy maintenance
- Cast steel heavy-duty sprockets guarantee the highest resistance
- Track rollers lubricated for long-term durability

Strengthened boom & arm

Finite Element Analysis has been used to calculate the best load distribution throughout the boom structure. To better protect the base of the arm, reinforced bars have been added and the arm center and end boss have been strengthened.

Hi-grade (High-pressure) Hoses

The E-series uses high-pressure hoses with improved heat and pressure resistance, greatly increasing the durability of the equipment.

Reinforced Pin, Bush and Polymer Shim

The new series improves lubricity of connecting parts between the equipment and attachments. Gaps with attachments are minimized by wear-resistant long-life pins, bushes and polymer shims, supporting the highest performance with invariable durability.

► Excellent serviceability

Our machines are designed for simple routine maintenance, while skilled XCMG technicians are available to provide extra support, should you need it. To get the most out of your machine, choose the package you need from a broad range of service agreements. Uptime, productivity and residual value are all maximized, making XE220EN an economical and rewarding choice.



Simple and easy Maintenance

- Large guard rails are installed along with anti-slip steps and plates, for safer, easier access to the whole upper structure
- Cab's air-conditioning filter is lockable and placed on the cab's side for easy access
- Battery cut-off switch to easily disconnect the battery for long-term storage
- Shut-off valves on the pre-filter piping line and fuel tank drain piping make servicing easier and prevent pollution from leakage
- Engine parts can be easily reached via the top and side panels
- For extra accessibility and servicing convenience, all filters (engine oil filter, fuel pre-filter, fuel filter and pilot filter) are located in the pump compartment

Pre-start monitoring system

The XE220EN has a pre-start monitoring system that shows you coolant temperature, hydraulic oil temperature, and engine oil pressure and diesel levels as well as fluid and filter change intervals to keep the machine in top performing condition.

Proactive Maintenance Solutions

- Extended warranty: extended warranty covering parts, travel and service available
- Routine maintenance: your dealer will support you with routine service at regular intervals
- Genuine parts: manufactured and tested to ensure they always meet the same high quality standards as the original components

SCR Tank & easy Diesel filling

Connected to the ECU, sensors in tank detect low level of AdBlue® & any system malfunction. Smart refuel, an on-board pump system, lets you fill the machine quickly from an external source (like a fuel drum) - the system stops automatically when the fuel tank is full or the fuel source is empty - eliminating guess work and premature wear.

Electric centralized lubrication system and centralized greasing points

To make maintenance easier.

■ Engine

Designed to deliver superior performance and fuel efficiency, the Cummins Stage V diesel engine fully meets the latest emissions regulations. To optimize machine performance, the engine uses high-pressure fuel injectors, air-to-air inter-cooler and electronic engine controls. 4-Cycle Water-Cooled, turbocharged, Exhaust Gas Recirculation (EGR) & Selective Catalytic Reduction (SCR) with no Diesel Particulate Filter (DPF).

XE220EN	
Model	Cummins QSB6.7
No. of cylinders	6
Rated power at 2100 rpm	
(SAE J1995)	129 kW (173 hp) at 2200RPM
(SAE J1349)	114 kW (153 hp)
(ISO 9249)	114 kW (153 hp)
Max. torque at 1500 rpm	89.9 kgf.m (881 Nm)
Idle (low - high)	700 - 1200 rpm
Piston displacement	408 in ³
Bore × stroke	107mm × 124 mm
Starter	24 V × 6 kW
Batteries - Alternator	2 × 12 V, 150 Ah - 24 V, 70 A
Air filter	Donaldson the latest PSD air filter and pre-filtered dust separator

■ Hydraulic system

The e-EPOS (Electronic Power Optimizing System) is the brain of the excavator - minimizing fuel consumption and enabling the efficiency of the hydraulic system to be optimized for all working conditions. To harmonize the operation of the engine and the hydraulics, the e-EPOS is connected to the engine's electronic control unit (ECU) via a data transfer link.

- The hydraulic system enables independent or combined operations - 2 travel speeds offer either increased torque or high speed
- Cross-sensing pump system for fuel savings - Auto-deceleration system
- 4 operating modes, 4 power modes - Flow and pressure control of auxiliary hydraulic circuits from control panel
- Computer-aided pump flow control

• Pumps flow & system pressure

XE220EN	
Main pumps, type:	2 × variable displacement tandem axial piston pumps
Maximum flow at 1750 rpm	2 × 210 l/min
Pilot pump, type:	Gear pump
Maximum flow at 1750 rpm	27 l/min
Relief valve settings:	
Pressure up	350/380 kg/cm ²
Travel	330 kg/cm ²
Swing	265 kg/cm ²
Pilot	40 kg/cm ²

■ Undercarriage

Extremely robust construction throughout - made of high-quality, durable materials, with all welded structures designed to limit stresses.

- Track rollers lubricated for life - Idlers and sprockets fitted with floating seals
- Track shoes made of induction-hardened alloy with triple grouser
- Heat-treated connecting pins
- Hydraulic track adjuster with shock-absorbing tension mechanism

• Number of rollers and track shoes per side

XE220EN	
Upper rollers (standard shoe)	2
Lower rollers	9
Number of links & shoes per side	49
Link pitch	190
Overall track length	4455

■ Cab

The air-conditioning and heating systems are integrated for optimal climate control. An automatic-ly-controlled fan supplies the pressurized and filtered cab air, which is distributed throughout the cab from multiple vents. The heated air suspension, adjustable operator's seat includes a seat belt. The operator can adjust the ergonomic seat and joystick console separately according to his preferences.

Note – Declared single-number noise emission values are the sum of measured values and the associated uncertainty, and they represent upper boundaries of the range of values which is likely to occur in measurements.

• Noise emission

XE220EN	
A-weighted emission sound pressure level at the operator's position, LpAd (ISO 6396)	71 dB(A)
A-weighted sound power level, LwAd (2005/88/EC)	Guaranteed : 103 dB(A) Measured : 102 dB(A)

■ Weight

	Shoe width (mm)	Operating weight (t)	Ground pressure (kgf/cm ²)
Triple grouser	500 (Std)	23500	52

■ Component weights

Item	Unit	XE220EN	Remarks
Upper structure without front	kg	11730	With counterweight
Lower structure assembly	kg	7570	500mm shoe
Front assembly	kg	4200	Without cylinder
Counterweight	kg	4250	SLR counterweight
Boom	mm / kg	5680/1520	Including bushing
Arm	mm / kg	2400/720 2900/780	Including bushing

■ Swing mechanism

The swing mechanism uses an axial piston motor, driving a 2-stage planetary reduction gear bathed in oil for maximum torque.

- Swing bearing: single-row, shear type ball bearing with induction hardened internal gear
- Internal gear and pinion immersed in lubricant

• Swing speed & torque

XE220EN	
Maximum swing speed	11.5 rpm
Maximum swing torque	69.5 kN.m

■ Drive

Each track is driven by an independent, high-torque axial piston motor through a planetary reduction gearbox. Two levers / foot pedals guarantee smooth travel with counter-rotation on demand.

The track frame protects the travel motor, brake and planetary gears. The multi-disc track brakes are spring-applied and hydraulic released.

• Speed & traction

XE220EN	
Travel speed (low - high)	3.5- 5.4 km/h
Maximum traction	18.8 ton
Maximum gradeability	35° / 70%

■ Fluid capacities

XE220EN	
Fuel tank	300L
Cooling system (radiator)	23L
Urea (def) tank	45L
Hydraulic oil tank	200L
Engine oil	24L
Swing drive	6.7
Travel device	2×4.2

■ Hydraulic cylinders

High-strength steel piston rods and cylinder bodies. Shock-absorbing mechanism fitted in all cylinders for shock-free operation and extended piston life.

■ Buckets

Bucket Type	Capacity (m ³) SAE	Width (mm)		Weight (kg)	boom 5.68m	
		With side cutters	W/O side cutters		arm 2.4m	arm 2.9m
GP	0.4	766	700	425	-	-
	0.5	-	608	656	A	A
	0.6	986	913	651	A	A
	0.75	1076	1003	730	A	A
	1.2	1519	1446	894	A	B
HD	1.3	1437	1415	955	B	C
	0.93	1276	1203	816	A	A
	1.05	1354	1354	959	A	A
	1.2	1325	1280	935	A	B
SD	0.8	960	960	877	A	A
	0.9	1060	1060	925	A	A
	1	1146	1146	965	A	A

GP: General purpose; HD: Heavy duty; SD: Severe duty;













A: Suitable for materials with a density less than or equal to 2100 kg/m³;













B: Suitable for materials with a density less than or equal to 1800 kg/m³;

C: Suitable for materials with a density less than or equal to 1500 kg/m³;

Based on ISO 10567 and SAE J296, arm length without quick-coupler. For reference only.

■ Standard track width: 2550 mm · W/O Bucket

Unit: 1000 kg	A		1.5 m		3.0 m		4.5 m		6.0 m		7.5 m		Max. reach		
	B														A
One-piece boom 5.70 m Arm 2.9 m Shoe 600 mm Counterweight 4.25 t	7.5 m								5.0 *	3			4.6 *	2.8	6.26
	6.0m								4.9 *	3			4.3 *	2.1	7.35
	4.5m								5.3 *	2.8	4.7	1.9	4.2	1.7	8.01
	3.0m								6.0 *	2.7	4.6	1.8	3.9	1.7	8.35
	1.5m						9.3	3.8	6.2	2.5	4.5	1.7	3.7	1.6	8.42
	0.0m				4.9 *	3.3	9.4	3.6	6	2.4	4.4	1.7	3.8	1.6	8.21
	-1.5m	5.6 *	3.8		9.3 *	6.3	9.3	3.5	5.9	2.4	4.3	2.2	4.1	1.7	7.7
	-3.0m	10.2 *	6.9		14.1 *	6.8	9.4	3.6	6	2.4			4.9	2.1	6.83
	-4.6m				11.8 *	7.1	8.3	3.7					6.4 *	2.8	5.42

Unit: 1000 kg	A		1.5 m		3.0 m		4.5 m		6.0 m		7.5 m		Max. reach		
	B														A
One-piece boom 5.70 m Arm 2.4 m Shoe 500 mm Counterweight 4.25t	7.5 m								5.8 *	3.6			5.5 *	3.4	5.64
	6.0 m								6.3 *	3.4	5.6 *	2.4	5.1 *	2.4	6.84
	4.5 m								7.2 *	3.2	5.5 *	2.3	4.6 *	2	7.93
	3.0 m								7.2 *	3.2	5.5 *	2.3	4.6 *	2	7.93
	1.5 m						11.16*	4.6	7.4 *	3	5.4	2.2	4.4 *	1.9	8
	0.0 m						11.28 *	4.3	7.2 *	2.9	5.2	2.1	4.5 *	1.9	7.78
	-1.5 m				11.1*	7.6	11.16*	4.2	7.0 *	2.8			4.9 *	2	7.26
	-3.0 m				16.9 *	8.2	11.28 *	4.3	7.2 *	2.9			5.8 *	2.4	6.33
	-4.6 m						9.96 *	4.5					7.6 *	3.3	4.78



quick coupler



Breaking Hammer



Vehicle Disassembly Scissors



Log Grapple



Lotus Grabber



Olecranon scissors



Pile Hammer



Breaking Hammer



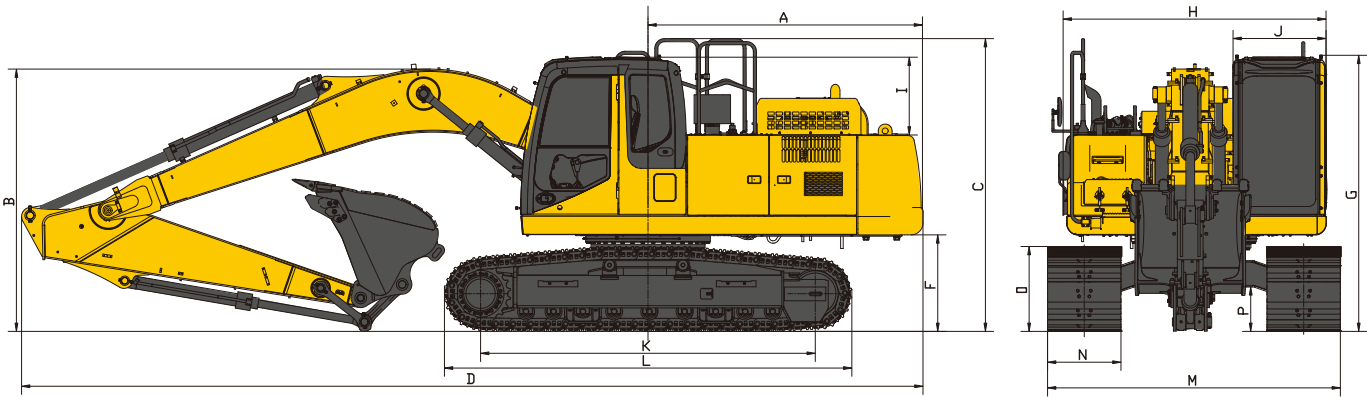
Hydraulic Shears



Vibratory Rammer



Crushing Tongs



■ Dimensions

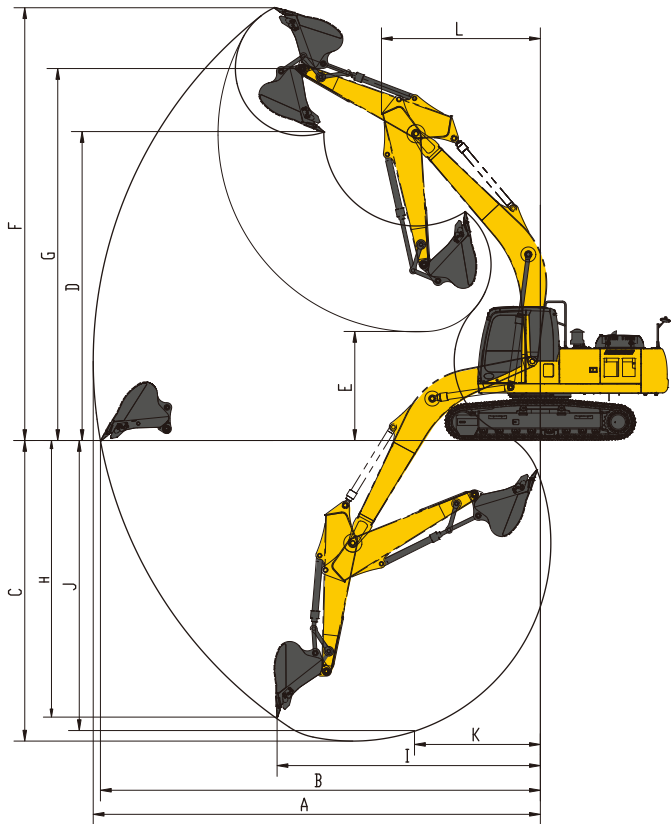
XE220EN		One-piece boom	
Boom length - mm		5680	
Arm length - mm		2400	2900
Bucket capacity - m ³		1.2	1.05
A	Tail swing radius - mm	2890	2890
B	Shipping height (boom) - mm	3150	3100
C	Shipping height (hose) - mm	3150	2980
D	Shipping length - mm	9640	10220
E	Shipping width - mm	2550	2550
F	Counterweight clearance - mm	1053	1053
G	Height over cab - mm	2980	2980
H	House width - mm	2830	2830
I	Cab height above house - mm		
J	Cab width - mm	1020	1020
K	Tumbler distance - mm	3647	3647
L	Track length - mm	4455	4455
M	Undercarriage width - mm	2550	2550
N	Shoe width std. - mm	500	500
O	Track height - mm	925	925
P	Ground clearance - mm	485	485

■ Digging forces (ISO)

XE220EN		One-piece boom	
Boom length - mm		5680	
Arm length - mm		2400	2900
Bucket capacity - m ³		1.2	1.05
BUCKET (Normal/Press. Up) - ton		155	149
ARM (Normal/Press. Up) - ton		121	111



Working Range



Working range

XE220EN		One-piece boom	
Boom length - mm		5680	
Arm length - mm		2400	2900
Bucket capacity - m³		1.2	1.05
A	Max. digging reach - mm	9430	9940
B	Max. digging reach (ground) - mm	9260	9780
C	Max. digging depth - mm	6170	6680
D	Max. loading height - mm	6650	6780
E	Min. loading height - mm	2980	2400
F	Max. digging height - mm	9500	9620
G	Max. bucket pin height - mm		
H	Max. vertical wall depth - mm	5550	5715
I	Max. radius vertical - mm		
J	Max. digging depth (8'level) - mm	5950	6500
K	Min. radius 8'line - mm		
L	Min. swing radius - mm	3530	3530



Standard and optional equipment

Engine

Ad Blue	●
Automatic preheating	●
Oil-water separator with water level indication sensor	●
Oil-water separator with heater [24V]	○
Axial seal air cleaner	●
Oil bath type air prefilter	○
50 °C high temperature ambient cooling assembly	●
Dust screen for radiator	●
Fuel marker	●
Oil-water quick release device	●
Coolant heater [fuel type]	○
Electronically controlled silicone oil clutch	●
Fuel filling pump 50L/min	●
Fuel breather valve	●
Air pressure difference indicator	●
Auto-idle function	●

Hydraulic System

Auxiliary hydraulic valve	●
One & two way hydraulic line for hammer&thumb plier	●
Hydraulic quick coupler lines	●
Tilting and rotating lines	●
Hydraulic oil ISO VG 46	●
Hydraulic oil ISO VG 32	○
Hydraulic oil ISO VG 68	○
Right electric proportional handle	●
Left electric proportional handle	●
Spare valve plate	●
Gauge pressure monitoring	●
Hammer circuit oil filter	●

Cab & Interior

Supercharged cab	●
Air suspension seat with heater	●
Control box	●
Rain visor	●
Front windshield divided 70/30 ratio	●
Double laminated windshield and other toughened windows	●
Sliding fold-in front window	●
Bi-directional air outlet air conditioner with defroster [automatic type][pressurization function]	●
"Color liquid crystal display capable of displaying warning information, filter / liquid replacement information and working hours"	●
Travel control pedal with detachable manual control lever	●
Double stereo speaker	●
Cup holder	●
Coat hook	●
Floor mat	●
Retractable seat belt [51 mm [2"] wide]	●
High and low gears shift	●
One-key boost mode	●
Reserve switch for working aids	●
Sunlight protection,roof	●
Top sunroof	●
Windshield wiper with intermittent feature	●
File packet	●
Hot and cool box	○
Rear window emergency exit	●
Hammer for emergency escape	●

Undercarriage

Double rail clamps on the left and right of the track	●
2x49 Joint track, 2x8 track roller	●
2x47 Joint track, 2x7 track roller	○
2x47 Joint track, 2x8 track roller	○
2x2 Carrier roller	●
Bottom frame traction ring	●
500 mm (19.7") triple grouser track shoes	●
Protective device kit: undercarriage bottom sealing plate, walking motor sealing plate	●
Track rubber block	○

Working device

Boom 5.68m	●
Arm 2.96m	●
1.2m3 Reinforced bucket	○
Arm 2.4m	○
0.8m3 Rock bucket	○
1.05m3 Reinforced bucket	●
0.9m3 Rock bucket	○
24 inches width ditching bucket	○

Electronic system

Battery [2x 850 CCA]	●
70A alternator	●
7.8 kW starter motor	●
24V Cigarette lighter	○
12V Cigarette lighter	●
5V USB interface	●
Emergency stop	●
Right-view camera	●
Rear-view camera	●
360° full range image	○
AM-FM radio with digital display	●
Travel buzzer with switch	●
Beacon lamp	●
LED light-2 working lights in front of cab	●
LED light-1 rear working lights of cab	●
2 LED working device headlamps	●
12V power interface	○
Ceiling light	●

Counterweight

4.25 t counterweight	●
200 kg Auxiliary counterweight	○

Lubrication system

Automatic lubrication system	●
Arm concentration	●

Safety

Side impact beam	○
Driving door locks and cabin locks	●
Alarm horn	●
Quickcoupler switch with buzzer	●
Isolation plate between engine and oil pump chamber	●
Battery circuit breaker	●
Overheat alarm	●
Safety hanrails and pedals	●
Anti-skid plate/ anti-skid paste	●
Hydraulic safety locking lever	●
Right and left rear-view mirrors	●
Counterweight rear-view mirrors	○
Explosion-proof valve for boom pipeline	●
Explosion-proof valve for arm pipeline	●
Roll over protective structure [ROPS]	●
Operator protective guards[OPG]	○
Net on the front lower windshield	●

Standard: ●
Optional: ○

Some of these options may be standard in some markets. Some of these options may not be available for certain markets. Please check with your local XCMG dealer for more information about availability or to adapt your machine to your application needs.

Optimum services , XCMG Guaranteed



XCMG approved attachments



Genuine parts



Extension of warranty



Financial solutions



Maintenance contract



Telematics



Monitoring systems

Professional Integrated Complete Solutions

XCMG group has built a strong reputation based on the quality, reliability and durability of its construction machinery. What's more, XCMG has gradually established a service network to constantly provide its local integrated and highly efficient complete solutions for all users.

Full range of services ready for you

In order to respond to your needs as fast as possible, XCMG experts are on their way to your job site from one of our facilities near you. Full range of services are available in order to reduce your total cost of ownership and increase your revenue.



XCMG Global Spareparts System



Aerial work platforms



Wheel loaders



Road machinery



Mobile cranes



Excavators





INTRODUCTION OF XCMG

Founded in 1943, XCMG is a multinational corporation with the most comprehensive range of competitive, influential products in the construction machinery industry. Our business covers eight key areas: construction machinery, heavy trucks, mining machinery, sanitation machinery, machinery components, construction, finance, and the ICT industry.

XCMG have established a global R&D system with a total of six centers across China, the US, Germany, Brazil and India, with China national technology center at its core. In addition to a number of manufacturing bases across China, the US, Germany, the Netherlands, Poland, Austria, Brazil, India, and Uzbekistan, we possess two complete machine brands (XCMG, Schwing), and several component brands including FT, AMCA, and Wika. It is the strength of this global R&D system and manufacturing operations that has made XCMG the industry-leading global construction equipment manufacturer that it is today.

For more than 30 years, XCMG has been sowing the seeds of overseas development as the No. 1 exporter in China's construction machinery industry. Today, we have 42 branches and offices, 315 distributors, 526 contractors in 188 countries and regions worldwide.

XCMG IN EUROPE

Since its inception in 2012, in these years of quick development in Europe, XCMG has gradually established a completed system including R&D development, local distribution network, supply chain management and a integrated customer services centers. Nowadays, with 4 branches, XCMG has 178 multinational employees in Europe, of which more than 50% are R&D engineers:

ERC: XCMG European Research Center GmbH

EPC: XCMG European Purchasing Center GmbH

ESS: XCMG European Sales and Services GmbH

Our local professional R&D team and cutting-edge innovation platform guarantee that our products are carefully crafted to the smallest detail according to diverse needs of European customers.

